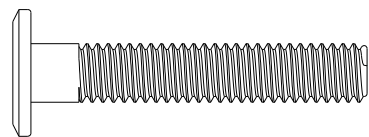




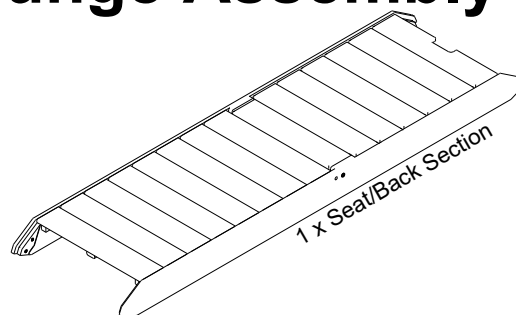
Urban Chaise Lounge Assembly Instructions

Tools Required

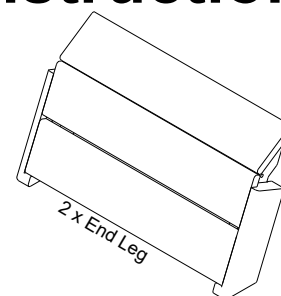
5/32" Hex Key (Included)



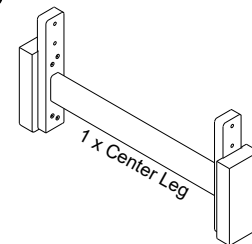
12 - $\frac{5}{16}$ " x 1 $\frac{3}{4}$ " Stainless Steel Wafer Bolt



1 x Seat/Back Section

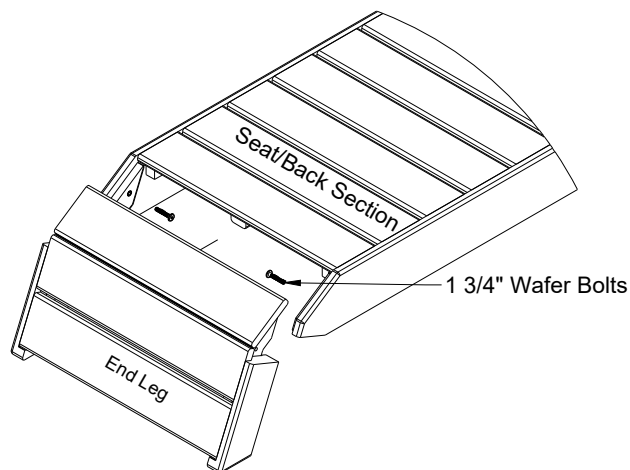


2 x End Leg

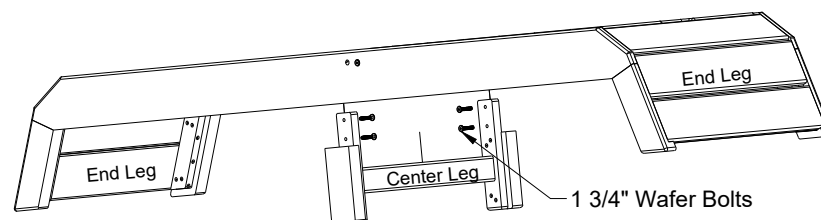


1 x Center Leg

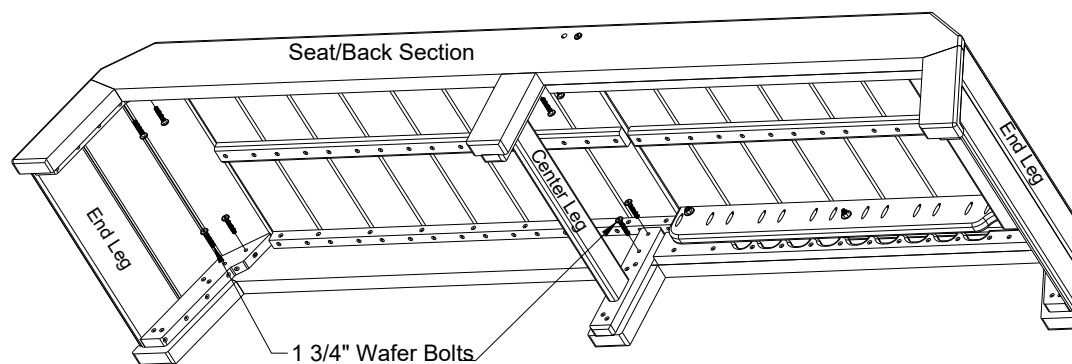
1. Attach End Legs to your Seat/ Back section using 8-1 $\frac{3}{4}$ " Wafer Bolts in End Legs.
2. Attach Center Leg using 4-1 $\frac{3}{4}$ " Wafer Bolts.
3. Tighten all Fasteners using Hex Key.



1 $\frac{3}{4}$ " Wafer Bolts



1 $\frac{3}{4}$ " Wafer Bolts



1 $\frac{3}{4}$ " Wafer Bolts