



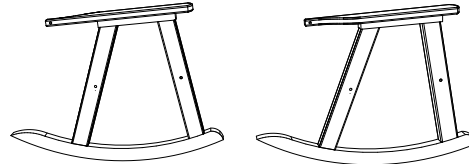
Hardware
10 - 5/16" x 2 1/2" Stainless Wafer Bolts
1 - 5/32 Hex Key

Tools Required


5/32 Hex Key (Included)



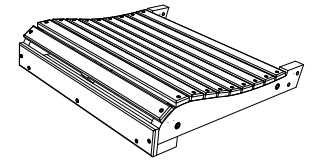
Armrest Assemblies x2



Back x1



Seat x1

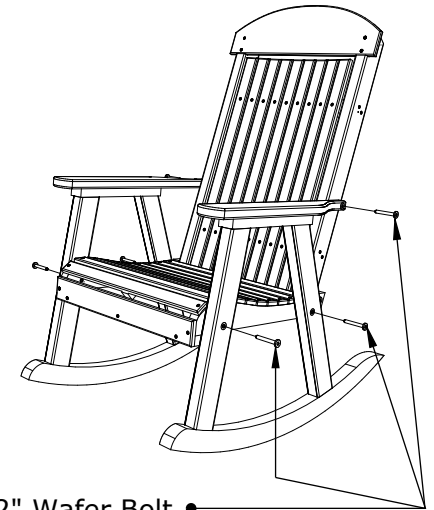


1. Attach Back Assembly to Seat Assembly Using 2 - 2 1/2" Wafer Bolts per side, tighten Wafer Bolts with included Hex Key. Be sure to match all numbers.



2 1/2" Wafer Bolt

2. Attach Armrest Assemblies using 3 - 2 1/2" Wafer Bolt per side, tighten Wafer Bolts with included Hex Key. Be sure to match all numbers.



2 1/2" Wafer Bolt



Porch Rocker Assembly Instructions

11/25/ 2024

R.M.