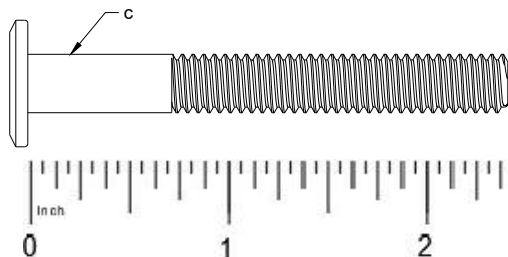


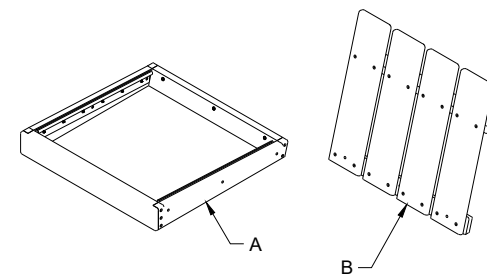


Assembly Instructions

Tools Required
$\frac{5}{32}$ " Allen Key (Included)

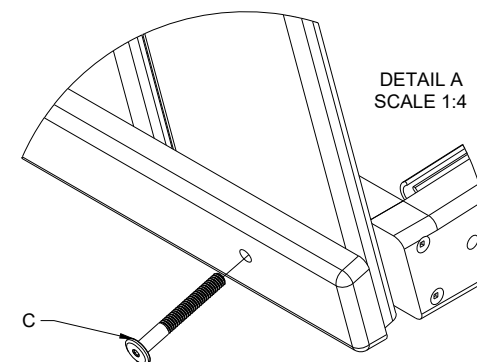
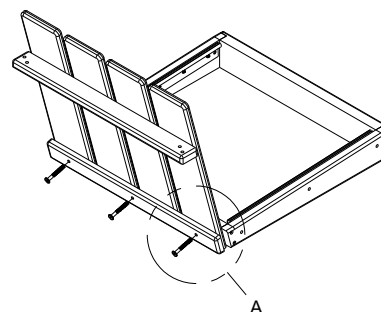
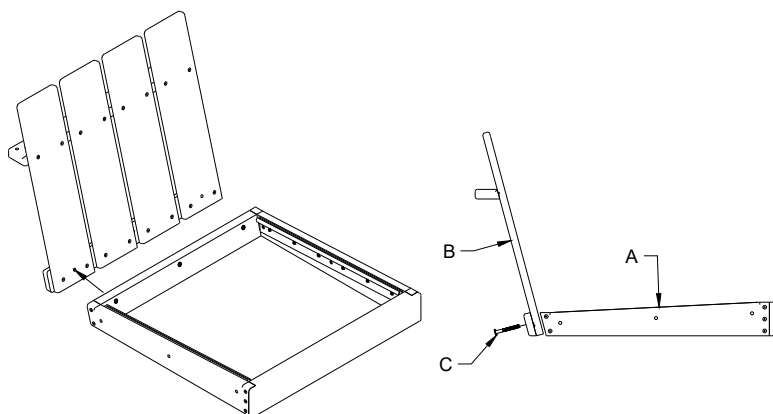


Lanai Deep Seating Seat Section		
1	A	Seat Frame
1	B	Back Frame
3	C	$\frac{5}{16}$ "X2 $\frac{1}{2}$ " Stainless Steel Wafer Bolt



1. When assembling your furniture, choose a flat, clean, soft surface like a carpet, blanket or the flattened cardboard box and remove the staples, to avoid damaging furniture.
2. Attach (A) Seat to (B) Back using 3-(C) 2 $\frac{1}{2}$ " Wafer Bolts in the predrilled holes.

Tip: Wait to tighten the bolts all the way, till all the fasteners are installed to ease the assembly.



DETAIL A
SCALE 1:4