


ARTIFEX




ASSEMBLY GUIDE

ATLAS COUNTER/BAR CHAIR

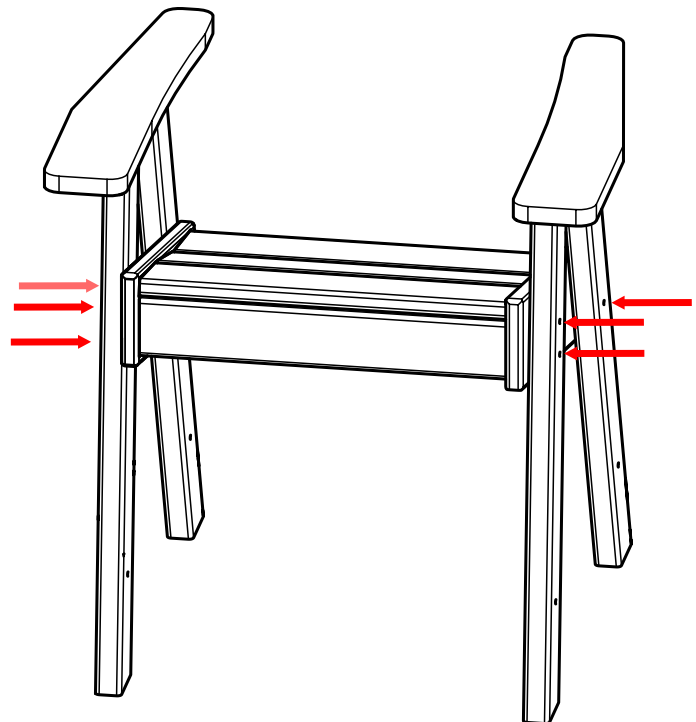
WHAT'S INCLUDED:

- (8) 1 1/2" Polybuster Screws
- (2) 1 1/2" Wafer Head Lags
- (10) 2 1/2" Wafter Head Lags
- (1) 5/32" Allen Wrench
- (1) #2 Square Bit



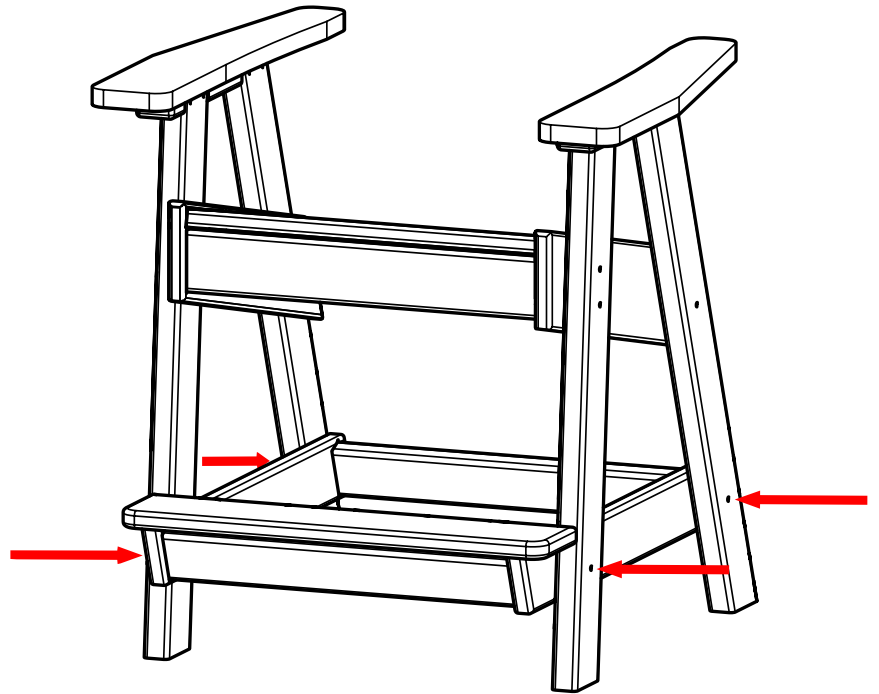
1 INSTALL LEGS

Use six 2 1/2" wafer head lags
to attach the legs to the seat.



2 INSTALL FOOTREST

Use four 2 1/2" wafer head lags to attach the footrest to the legs.



3 INSTALL BACK

Use two 1 1/2" wafer head lags (long arrows) to fasten the back to the armrests. Then use eight 1 1/2" poly buster screws (short arrows) to attach the back to the seat.

